

March 19, 2020

Tampa Electric Company  
Heather C. Lovett  
2200 East Sligh Avenue  
Tampa, Florida 33610

ADJUSTMENT OF UTILITIES-STATE STATUTE CHAPTER 337.403

Project Road: East Twiggs Street  
County: Hillsborough  
THEA Project ID: 0-00419  
Description: East Twiggs Street from West of N. Nebraska Avenue to West of N. Meridian Avenue. – Design-Build Widening Project

Dear Ms. Lovett:

For the above referenced project, WGI is under contract with the Tampa Hillsborough Expressway Authority to coordinate relocations and/or adjustments of your facilities. Please address all correspondence concerning all coordination, both verbal and written, to WGI, Chris Stermer, Utility Coordination Manager. Please send all correspondence to the address below.

The enclosed Utility Work Schedule has been approved by Tampa-Hillsborough Expressway Authority (THEA). THEA anticipates letting the Design-Build Project in Fall 2020. THEA is requesting that all possible relocations for the project be completed prior to the Design Build Contracts award. Therefore, all UAO work for this project must be completed by **September 1, 2020**. You are advised to proceed with your utility work as depicted in the approved Utility Work Schedule (UWS).

Prior to the commencement of your work, you must obtain all required Utility Permits. To expedite your permit review time, please include your executed UWS with all permit applications.

Any changes, revisions, deletions, or additions to the approved Utility Work Schedule must be documented and approved by the THEA. Upon completion of construction, as-built plans must be provided to this office.

A Pre-Construction meeting has been scheduled for **3:00 PM on April 9, 2020** via WebEx. An Outlook meeting invite will be sent to include a WebEx link. If you are not able to call-in, please have a knowledgeable representative call-in in your absence.

Thank you for your cooperation. Should you have any questions don't hesitate to contact me directly at 813-559-2262, or by email at [Chris.Stermer@WGInc.com](mailto:Chris.Stermer@WGInc.com).

Sincerely,  
Chris Stermer  
Utility Coordination Manager



Enclosures

cc: David May, PE, THEA Director of Expressway Operations  
Judith Villegas, EI, THEA, Project Manager  
James E. Drapp, PE, VP, HNTB, Project Manager  
Alphonse Stewart, PE, HNTB, Project Manager  
Megan Tetro, PE, WGI, EOR, Project Manager

File

FLORIDA DEPARTMENT OF TRANSPORTATION  
**UTILITY WORK SCHEDULE**

December 14, 2016

Pursuant to Section 337.403 F.S., the UAO and FDOT agree to the UAO's need for relocation or adjustment to its utilities and FDOT's need for a schedule for the UAO to effect the relocation or adjustment. This utility work schedule is based on FDOT plans dated in the project information box below. Any deviation by FDOT or its contractor from these plans, may void this utility work schedule. Upon notification by FDOT of a change to these plans, the UAO may negotiate a new utility work schedule. The UAO agrees to notify FDOT and the contractor in writing prior to starting, stopping, resuming, and completing work in accordance with this utility work schedule. The UAO shall obtain a utility permit and comply with requirements of the 2017 Utility Accommodation Manual (UAM) for all work done under this utility work schedule. The UAO is not responsible for events beyond the control of the UAO that could not be reasonably anticipated by the UAO and which could not be avoided by the UAO with exercise of due diligence at the time of the occurrence.

**FDOT PROJECT INFORMATION**


Financial Project ID: O-00419	Federal Project ID:
State Road Number: N/A	County: Hillsborough
FDOT Plans Dated: July 2019	District Document No.: N/A

**UTILITY AGENCY/OWNER (UAO)**

Utility Company: Tampa Electric Company			
UAO Project Rep: Heather C. Lovett	Phone: 813-275-3433	E-mail: hclovett@tecoenergy.com-	
UAO Field Rep: Jason Payne	Phone: 813-919-1221	E-mail: jtpayne@pike.com	

**UTILITY SIGNATURE**

I have reviewed the FDOT plans referenced above and submit this utility work schedule in compliance with UAM Section 5 and agree to be bound by the terms of this utility work schedule.

UAO Rep.  Date 3 / 16 / 2020

Name Heather C. Lovett

Title Construction Coordinator

**ENGINEER OF RECORD SIGNATURE**

I attest this utility work schedule is compatible with the FDOT plans referenced above.

EOR. Megan Tetro Digitally signed by Megan Tetro  
Date: 2020.03.17 17:09:19 -04'00' Date    /    /   

Name Megan M. Tetro, P.E.

Title Engineer of Record

**APPROVAL BY DISTRICT UTILITIES**

This utility work schedule is complete and acceptable to FDOT.

FDOT Rep. David May Date 03/18/2020

Name David May

Title Director of Operations

**SECTION A: SUMMARY OF UTILITY WORK**

The below days are the total numbers of days shown for all activities in Section C of this utility work schedule. The breakdown of how these days are to be incorporated into the FDOT project and the dependence of these days upon the completion of other activities by the UAO or others is shown in Section C.

Days prior to FDOT project construction: 14 Days during FDOT project construction: 53

Financial Project ID: O-00419  
Utility Company: Tampa Electric Company  
FDOT Plans Dated: July 2019

**SECTION B: UAO SPECIAL CONDITIONS/CONSTRAINTS**

**SPECIAL NOTATIONS**

1. TEC (TAMPA ELECTRIC COMPANY) REQUIRES A MINIMUM OF 21 CALENDAR DAYS TO SCHEDULE ANY TEC WORK RELATED TO THIS PROJECT, INCLUDING BUT NOT LIMITED TO "DURING CONSTRUCTION" WORK IDENTIFIED IN THIS RELOCATION SCHEDULE, REQUESTS FOR THE INSTALLATION OF LINE COVER, REQUESTS FOR OVERHEAD/UNDERGROUND ELECTRIC OUTAGE(S), REQUESTS FOR TEC POLE HOLDING, AND/OR REQUESTS TO PROTECT ANY TEC FACILITIES WITH SAID REQUESTS BEING INITIATED BY THE FDOT, THE FDOT CONTRACTOR AND/OR THEIR SUBCONTRACTOR.
2. FOR SAFETY REASONS, TEC LINE CREWS SHALL NOT WORK IN ADVERSE WEATHER CONDITIONS.
3. THE TEC LINE CREW AVAILABILITY SHALL BE AFFECTED AND/OR LIMITED DUE TO OUR REQUIRED RESPONSE TO EMERGENCY CONDITIONS. THIS LIMITATION WILL BE DEPENDENT UPON THE SEVERITY OF THE EMERGENCY.
4. TEC AND/OR TEC'S SUBCONTRACTORS NORMAL WORK SCHEDULE IS MONDAY THROUGH FRIDAY FROM 8 A.M. TO 5 P.M., EXCLUDING TEC OBSERVED HOLIDAY'S WHICH INCLUDE NEW YEARS DAY, GOOD FRIDAY, MEMORIAL DAY, JULY 4TH, LABOR DAY, THANKSGIVING DAY, THE FRIDAY AFTER THANKSGIVING, CHRISTMAS EVE DAY AND CHRISTMAS DAY.
5. TEC CAN NOT REMOVE ANY TEC POLES THAT HAVE EXISTING JOINT USERS STILL ATTACHED. SUBSEQUENTLY, ALL JOINT USERS SUCH AS FRONTIER, BRIGHT HOUSE, TRAFFIC, ETC. MUST BE REMOVED BEFORE TEC CAN REMOVE THE POLE ITSELF.

EMERGENCY NUMBER FOR NIGHTS, WEEKENDS & TECO HOLIDAYS - 877-588-1010  
PROJECT MANAGEMENT: ARLEE JONES 813-309-2579  
13KV DISTRIBUTION FACILITIES CONTACT: JASON PAYNE 813-919-1221



FLORIDA DEPARTMENT OF TRANSPORTATION  
**UTILITY WORK SCHEDULE**

December 14, 2016

Financial Project ID: O-00419  
Utility Company: Tampa Electric Company  
FDOT Plans Dated: July 2019

**SECTION C: UAO's WORK ACTIVITIES**

Act. No.	Utility Facility (type, size, material, status)	From Station/O ffset	To Station/ Offset	Utility Work Activity Description	Dependent Activity	TCP Phase	Consecutive Calendar Days	
							Prior to Const.	During Const.
1	69kV Overhead Electric (O.E.) crossing C/L	STA. Beyond Project Limits South	19+66 LT	To Remain as is	N/A	N/A	0	0
2	69kV Overhead Electric (O.E.) crossing C/L	19+66 LT	STA. beyond Project Limits to Northeast	To Remain as is	N/A	N/A	0	0
3	120V O.E. on right side (RT) of C/L	STA. Beyond Project Limits Southwest	17+65, 31' RT	To be Modified	After Pole Setting	1	0	1
4	120V O.E. crossing C/L	17+65, 31' RT	17+66, 32' LT	To be Removed	After Pole Setting	1	0	3
5	120V O.E. crossing C/L	17+65, 31' RT	17+67, 35' LT	To be Installed	After Pole Setting	1	0	3
6	13kV O.E. on left side (LT) of C/L	STA. Beyond Project Limits Southwest	16+80 LT	To Remain as is	N/A	N/A	0	0
7	Distribution Pole with Light	16+81, 33' LT	N/A	To be Modified	After Pole Setting	1	0	1
8	Distribution Pole	17+66, 32' LT	N/A	To be Removed	All Joint Users must remove their attachments	1	0	1



FLORIDA DEPARTMENT OF TRANSPORTATION  
**UTILITY WORK SCHEDULE**

December 14, 2016

Financial Project ID: O-00419  
Utility Company: Tampa Electric Company  
FDOT Plans Dated: July 2019

**SECTION C: UAO's WORK ACTIVITIES**

Act. No.	Utility Facility (type, size, material, status)	From Station/Offset	To Station/Offset	Utility Work Activity Description	Dependent Activity	TCP Phase	Consecutive Calendar Days	
							Prior to Const.	During Const.
9	Pole with Light	18+33, 31' LT	N/A	To be Modified	After Pole Setting	1	0	1
10	Pole with Light	17+65, 31' RT	N/A	To be Modified	After Pole Setting	1	0	1
11	Distribution Pole	17+60, 35' LT	N/A	To be Installed	N/A	N/A	3	0
12	Pole with Light and Down Guy	17+67, 35' LT	N/A	To be Installed	N/A	N/A	3	0
13	Distribution Pole with Light and Down Guys	19+01, 32' LT	N/A	To be Removed	All Joint Users must remove their attachments	1	0	1
14	Distribution Pole	19+47, 40' LT	N/A	To be Installed	N/A	N/A	3	0
15	Distribution Pole with Down Guy	18+99, 44' RT	N/A	To be Removed	N/A	1	0	1
16	Distribution Pole with Down-Guy	19+91, 42' LT	N/A	Modify 13KV attachments	N/A	N/A	2	0
17	Pole with Light and Down Guy	19+00-45RT	N/A	Remove	N/A	N/A	1	0
18	Distribution Pole with Down Guy	18+99, 139' LT	N/A	Modify 13KV attachments	N/A	N/A	2	0
19	13kV O.E. conductor	STA. Beyond Project Limits South	19+91, 42' LT	To be Modified	After Pole Setting	1	0	1
20	13kV O.E. conductor	19+91, 42' LT	STA. Beyond Project	To Remain as is	N/A	N/A	0	0

FLORIDA DEPARTMENT OF TRANSPORTATION  
**UTILITY WORK SCHEDULE**

December 14, 2016

Financial Project ID: O-00419  
Utility Company: Tampa Electric Company  
FDOT Plans Dated: July 2019

**SECTION C: UAO's WORK ACTIVITIES**

Act. No.	Utility Facility (type, size, material, status)	From Station/Offset	To Station/Offset	Utility Work Activity Description	Dependent Activity	TCP Phase	Consecutive Calendar Days	
							Prior to Const.	During Const.
			Limits to Northeast					
21	Transmission Pole	19+77, 44' LT	N/A	To Remain as is	N/A	N/A	0	0
22	13kV O.E. near Pole at	19+02, 39' LT	N/A	De-Energize twice for drill shaft and mast arm installation	Request from Contractor	1	0	2
23	13kV O.E. conductor	16+81, 33' LT	17+66, 32' LT	To be Removed	After Pole Setting	1	0	1
24	13 kV O.E. conductor	16+81, 33' LT	17+60, 35' LT	To be Installed	After Pole Setting	1	0	1
25	13 kV O.E. conductor	17+60, 35' LT	17+67, 35' LT	To be Installed	After Pole Setting	1	0	1
26	13kV B.E. conductor	17+60, 35' LT	18+99, 139' LT	To be Installed	After Pole Setting	1	0	3
27	13kV B.E. conductor	17+67, 35' LT	19+91, 42' LT	To be Installed	After Pole Setting	1	0	3
28	120V O.E. conductor	17+67, 35' LT	18+33, 31' LT	To be Installed	After Pole Setting	1	0	3
28	120V O.E. conductor	18+33, 31' LT	19+47, 40' LT	To be Installed	After Pole Setting	1	0	3
30	13kV O.E. conductor	17+66, 32' LT	19+01, 32' LT	To be Removed	After Pole Setting	1	0	3
31	13kV O.E. conductor	19+01, 32' LT	19+91, 42' LT	To be Removed	After Pole Setting	1	0	3
32	120V O.E. conductor	17+66, 32' LT	18+33, 31' LT	To be Removed	After Pole Setting	1	0	3
33	120V O.E. conductor	18+33, 31' LT	19+01, 32' LT	To be Removed	After Pole Setting	1	0	3

FLORIDA DEPARTMENT OF TRANSPORTATION  
**UTILITY WORK SCHEDULE**

December 14, 2016

Financial Project ID: O-00419  
Utility Company: Tampa Electric Company  
FDOT Plans Dated: July 2019

**SECTION C: UAO's WORK ACTIVITIES**

Act. No.	Utility Facility (type, size, material, status)	From Station/O ffset	To Station/ Offset	Utility Work Activity Description	Dependent Activity	TCP Phase	Consecutive Calendar Days	
							Prior to Const.	During Const.
34	120V O.E. conductor	19+01, 32' LT	19+47, 31' LT	To be Removed	After Pole Setting	1	0	3
35	120V O.E. conductor	18+13, 28' RT	18+99, 44' RT	To be Removed	After Pole Setting	1	0	3
36	Span Guy wire	19+01, 32' LT	18+99, 44' RT	To be Removed	After Pole Setting	1	0	1
37	13kV O.E. conductor	19+01, 32' LT	18+99, 139' LT	To be Removed	After Pole Setting	1	0	3



CONTRACT PLANS COMPONENTS

ROADWAY PLANS

TAMPA HILLSBOROUGH  
EXPRESSWAY AUTHORITY

WR 2114042

CONTRACT PLANS

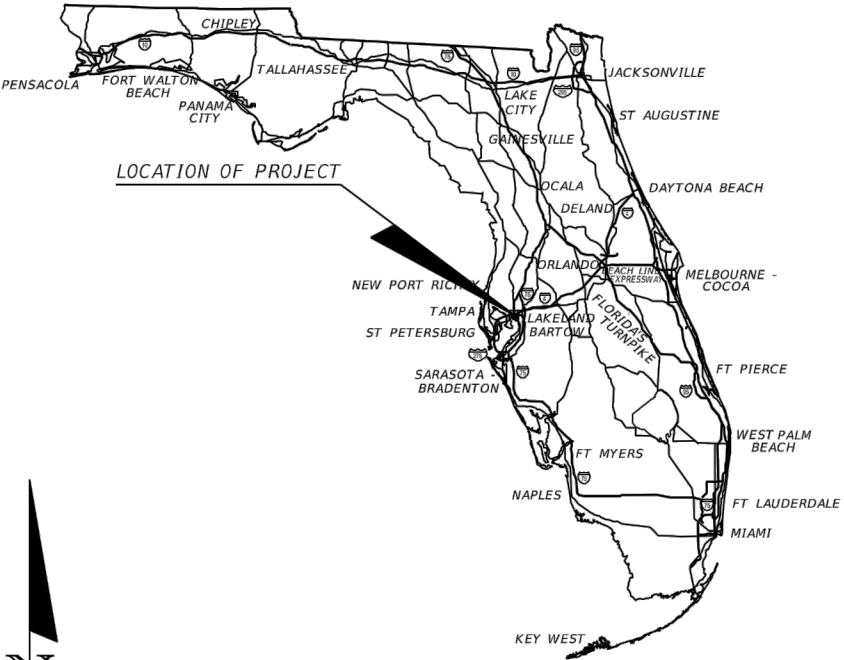
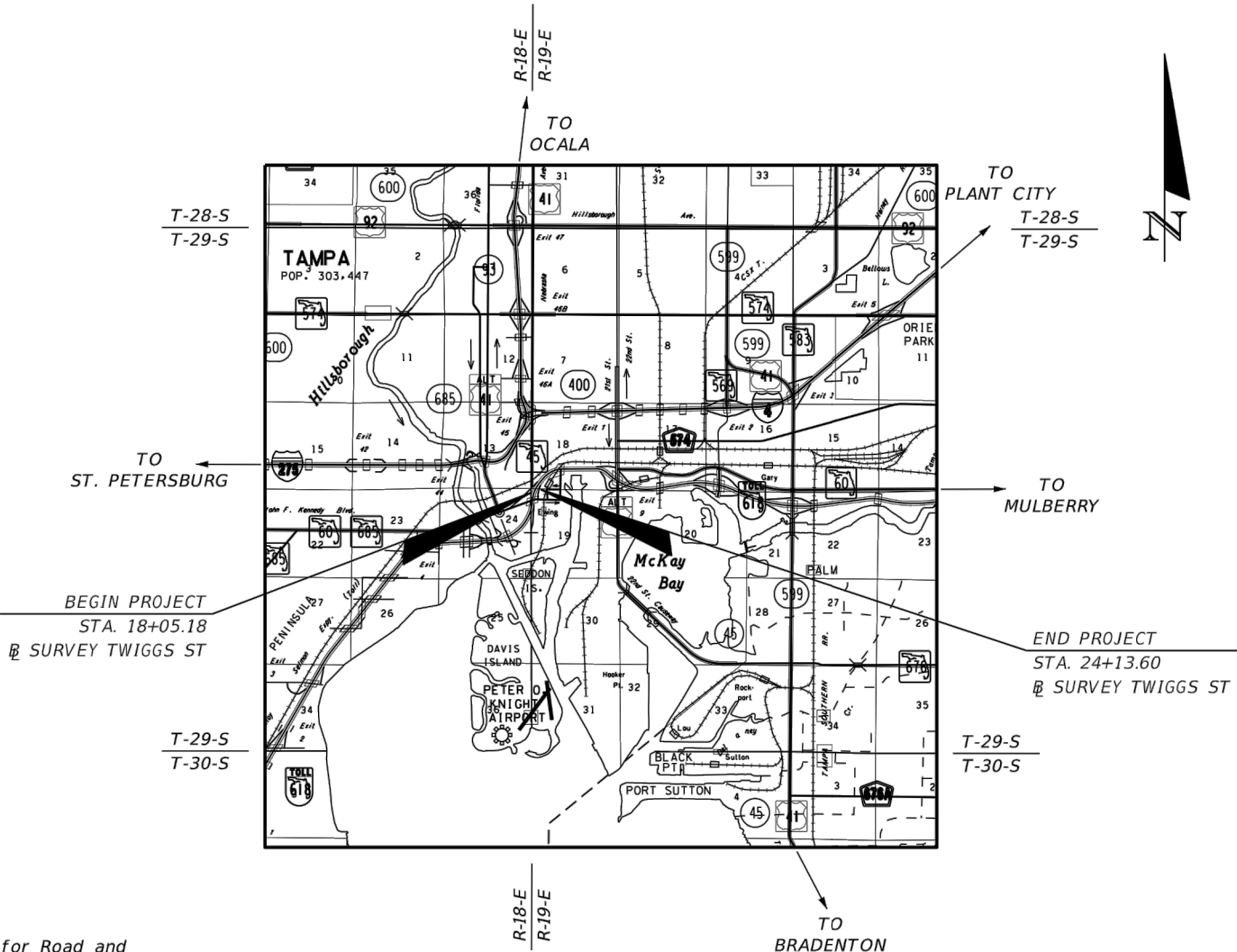
PROJECT ID: O-00918

HILLSBOROUGH COUNTY (10002)

E. TWIGGS STREET

INDEX OF ROADWAY PLANS

SHEET NO.	SHEET DESCRIPTION
1	KEY SHEET
2	TYPICAL SECTION
3 - 4	PLAN
5 - 6	UTILITY ADJUSTMENTS



GOVERNING STANDARD PLANS:

Florida Department of Transportation, FY2018/19 Standard Plans for Road and Bridge Construction and applicable Interim Revisions (IRs).

Standard Plans for Road Construction and associated IRs are available at the following website: <http://www.fdot.gov/design/standardplans>

GOVERNING STANDARD SPECIFICATIONS:

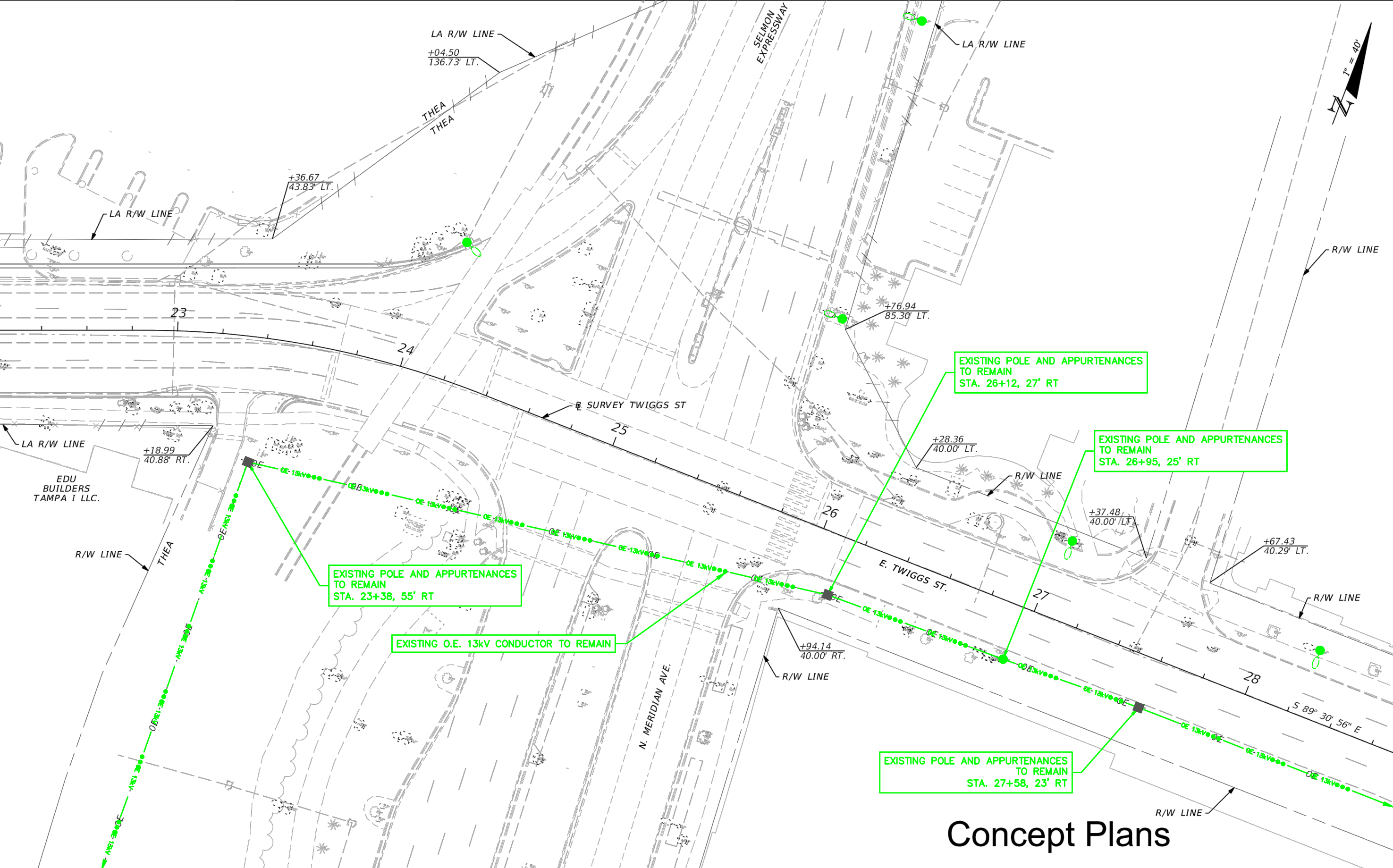
Florida Department of Transportation, July 2018 Standard Specifications for Road and Bridge Construction at the following website: <http://www.fdot.gov/programmanagement/Implemented/SpecBooks>

Concept Plans

CONSTRUCTION CONTRACT NO.	FISCAL YEAR	SHEET NO.







Concept Plans

REVISIONS				HNTB CORPORATION 201 N. FRANKLIN STREET, SUITE 1200 TAMPA, FL 33602 PHONE: (813) 402-4150 CERTIFICATE OF AUTHORIZATION NO. 6500  DOUGLAS J. BURKHART, P.E. NO. 40900	TAMPA HILLSBOROUGH EXPRESSWAY AUTHORITY			UTILITY ADJUSTMENTS (02)	SHEET NO.
DATE	DESCRIPTION	DATE	DESCRIPTION		ROAD NO.	COUNTY	FINANCIAL PROJECT ID		
						HILLSBOROUGH	O-00918		



TAMPA HILLSBOROUGH  
EXPRESSWAY AUTHORITY

CONTRACT PLANS

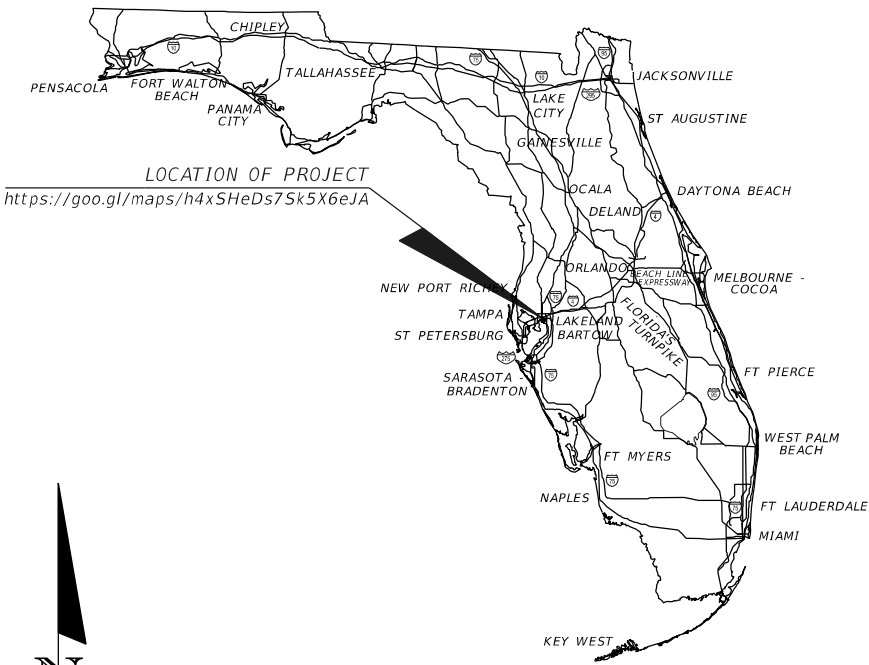
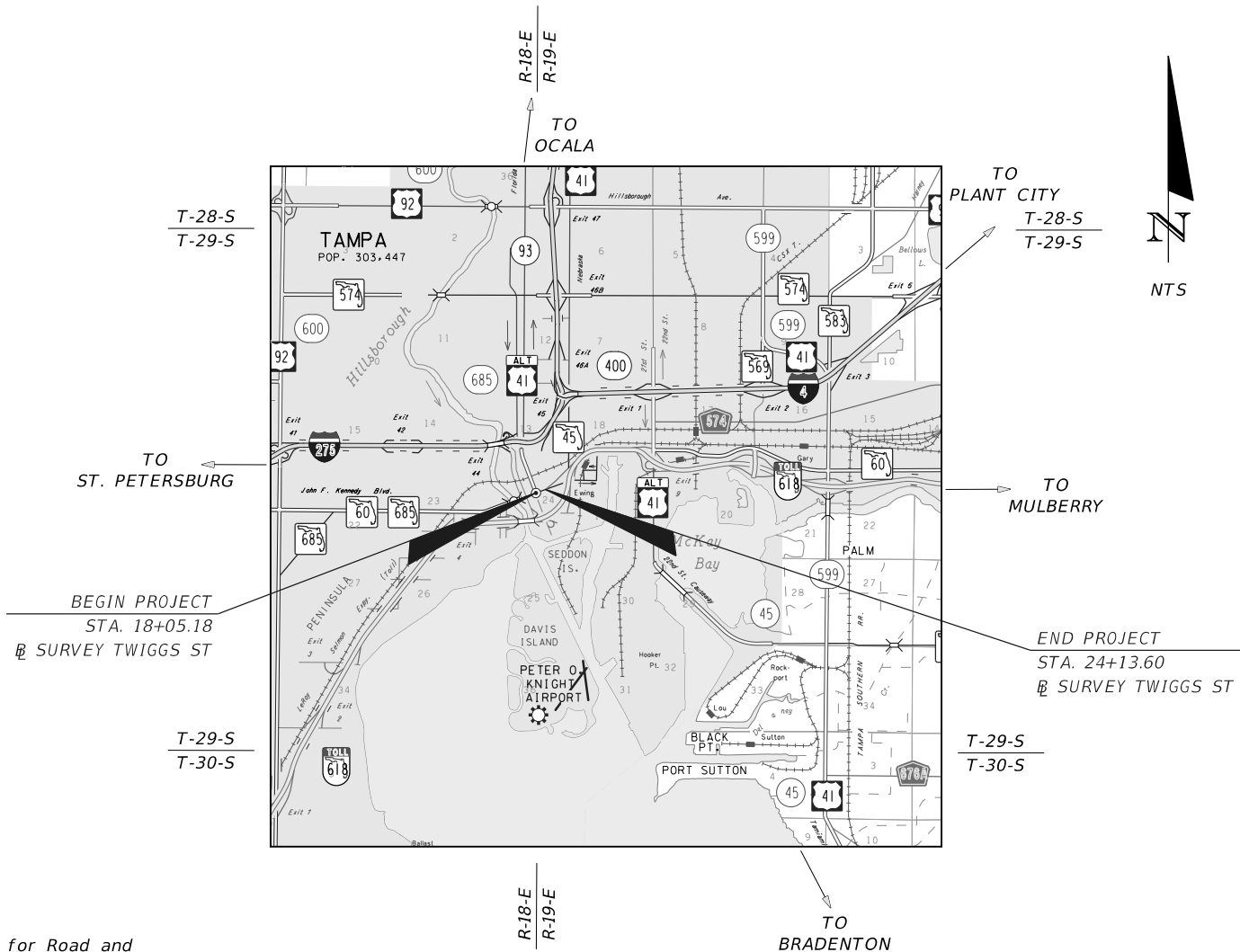
INDEX OF ROADWAY PLANS	
SHEET NO.	SHEET DESCRIPTION
1	KEY SHEET
2	SIGNATURE SHEET
3	GENERAL NOTES
UTV-1	SUMMARY OF VERIFIED UTILITIES
4 - 5	UTILITY ADJUSTMENT TYPICAL SECTION* ROADWAY PLAN*

\* PLAN SHEETS PROVIDED FOR INFORMATION ONLY

PROJECT ID: O-00419

HILLSBOROUGH COUNTY (10002)

E. TWIGGS STREET UTILITY ADJUSTMENTS



**GOVERNING STANDARD PLANS:**  
Florida Department of Transportation, FY2018/19 Standard Plans for Road and Bridge Construction and applicable Interim Revisions (IRs).

Standard Plans for Road Construction and associated IRs are available at the following website: <http://www.fdot.gov/design/standardplans>

**GOVERNING STANDARD SPECIFICATIONS:**  
Florida Department of Transportation, July 2018 Standard Specifications for Road and Bridge Construction at the following website: <http://www.fdot.gov/programmanagement/Implemented/SpecBooks>

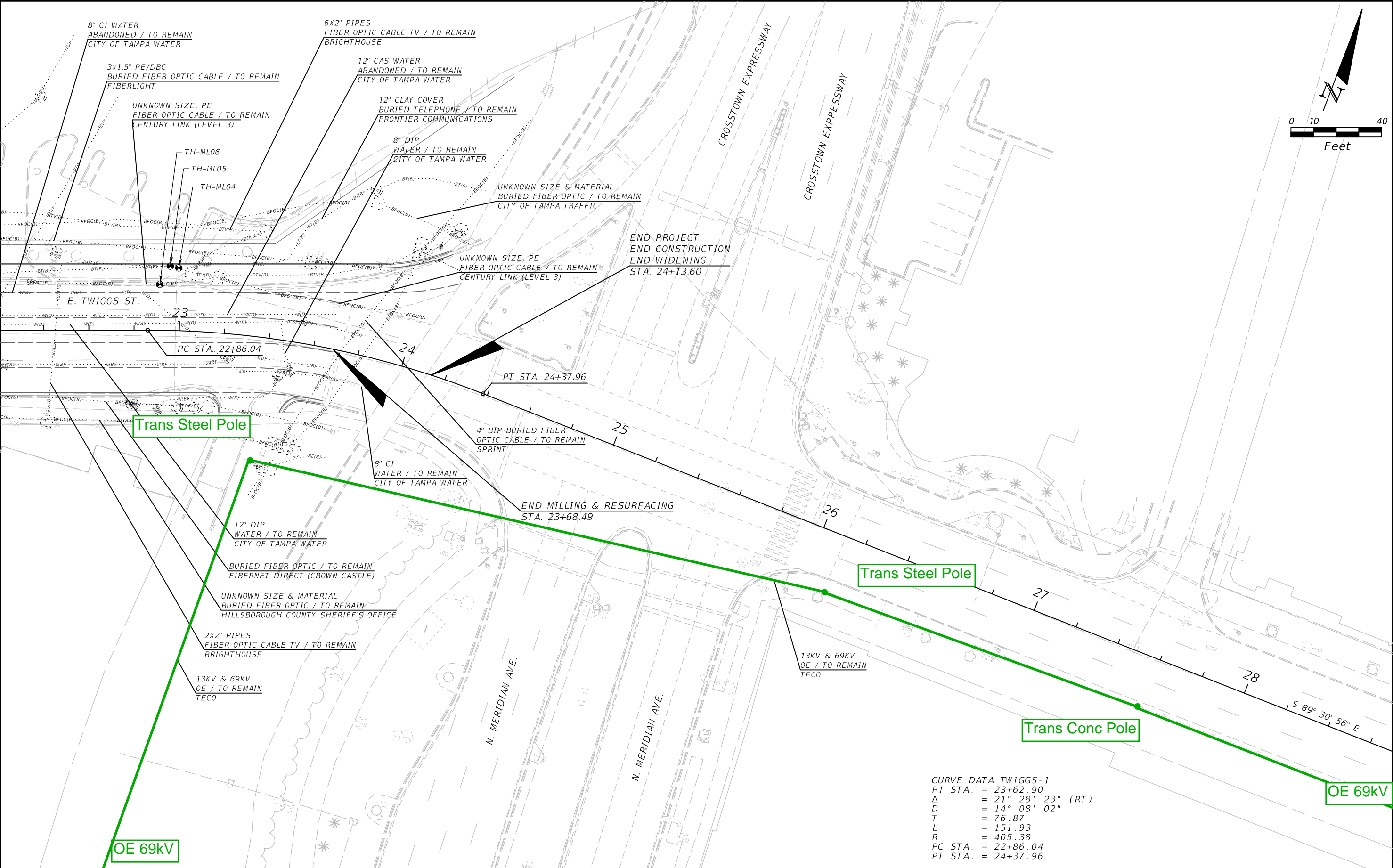
**ROADWAY PLANS  
ENGINEER OF RECORD:**

MEGAN M. TETRO, P.E. NO.: 76120  
WANTMAN GROUP, INC.  
3111 W. DR. MARTIN LUTHER KING JR. BLVD.,  
SUITE 375, TAMPA, FL 33607  
(813) 574-3190  
CERTIFICATE OF AUTHORIZATION NO.: 6091

**THEA PROJECT MANAGER:**  
DAVID MAY, P.E.

CONSTRUCTION CONTRACT NO.	FISCAL YEAR	SHEET NO.
		1





REVISIONS				MEGAN M. TETRO, P.E. FLORIDA PE NO. 76120 WANTMAN GROUP, INC. 3111 W. MARTIN LUTHER KING JR. BLVD., SUITE 375, TAMPA, FL 33607 CERTIFICATE OF AUTHORIZATION NO. 6091	TAMPA HILLSBOROUGH EXPRESSWAY AUTHORITY			UTILITY ADJUSTMENT (2)	SHEET NO.  5
DATE	DESCRIPTION	DATE	DESCRIPTION		ROAD	COUNTY	CONTRACT NO.		
					TWIGGS	HILLSBOROUGH	000419		

THE OFFICIAL RECORD OF THIS SHEET IS THE ELECTRONIC FILE DIGITALLY SIGNED AND SEALED UNDER RULE 61G15-23.004, F.A.C.